


Flexible

# KURV Groove Fixture Guide

# KKDÖ

Indoor/Outdoor | Recessed | Output up to 280lm/m (85lm/ft)

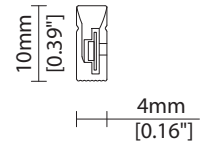


## Key applications

- ✓ Architectural detail
- ✓ Bathrooms
- ✓ Building façades
- ✓ Cabinet/Furniture
- ✓ Interior/Exterior
- ✓ Mirror back lighting
- ✓ Under cabinet
- ✓ Wet area
- ✓ Window Reveal

## Key features

- ✓ Custom lengths
- ✓ Diffusion: Homogenous
- ✓ Direct view
- ✓ IP67
- ✓ Thin light line
- ✓ Trimless



## MOUNTING METHODS



KKCP-20 KURV Groove clip



# KURV Groove

## Specification sheet



|                        |  |
|------------------------|--|
| <b>Dimensions</b>      | H12/W6/L50 - 5000mm (H0.47/W0.24/L1.97-196.9in) + end cap length   |
| <b>PCB Cut-point</b>   | 50mm increment/5000mm max (1.97in increment/196.9in max)   |
| <b>LED Pitch</b>       | 8.33mm - 120LED/m (0.32in - 37LED/ft)  |
| <b>Chip</b>            | <b>s-line</b><br><b>k-line</b>   |
| <b>Cover/Optics</b>    | 130°   |
| <b>CCT</b>             | <b>s-line:</b> 2300K/2700K/3000K/3200K/4000K<br><b>k-line:</b> 2300K/2700K/3000K/3200K/4000K                           |
| <b>LED binning</b>     | <b>s-line:</b> 2-step MacAdam ellipse<br><b>k-line:</b> 3-step MacAdam ellipse   |
| <b>CRI</b>             | ≥ 90   |
| <b>Lifetime</b>        | 50,000 hours @ 25°C (50,000 hours @ 77°F)  |
| <b>Operating temp</b>  | T <sub>a</sub> = -25 to 40°C (T <sub>c</sub> max = 65°C)<br>T <sub>a</sub> = -13 to 104°F (T <sub>c</sub> max = 149°F) |
| <b>IP Rating</b>       | IP67   |
| <b>Finish</b>          | White Silicone   |
| <b>Mounting</b>        | Surface Mounting via concealed clip  |
| <b>Min bend radius</b> | 125mm (4.92in)   |
| <b>Power feed</b>      | Sheathed hardwire tails or male/female connectors  |
| <b>Control</b>         | 0-10V/1-10V/DMX/DALI   |



### LED Grading Key

#### Exclusive Grade

|                  |                       |
|------------------|-----------------------|
| <b>s-line*</b>   | *KKDC tuned CCT range |
| 2-step CCT range |                       |

#### Base Grade

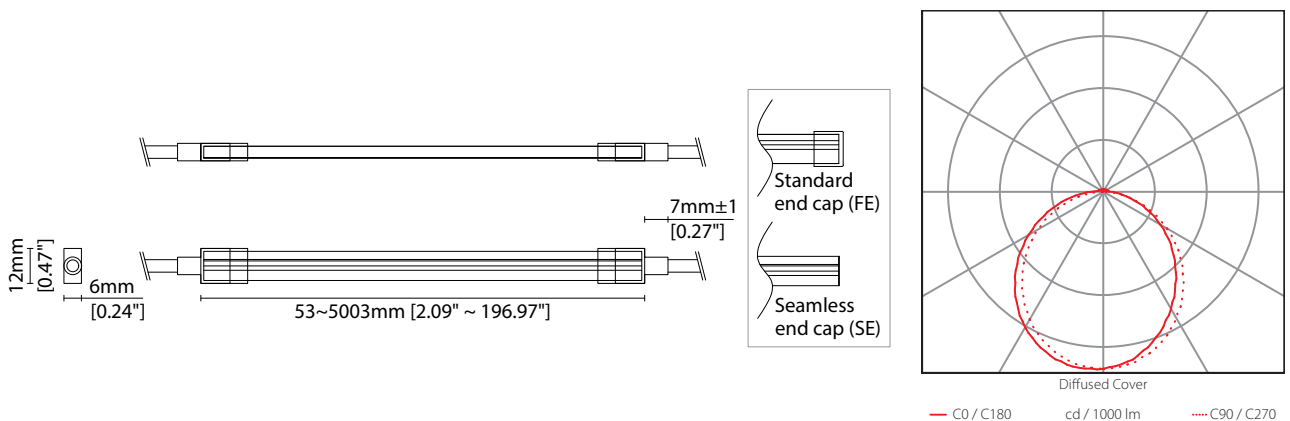
|               |   |
|---------------|---|
| <b>k-line</b> | 3-step commercial range<br>Energy Star CCTs |
|---------------|---|

|                          |                       |                       |
|--------------------------|-----------------------|-----------------------|
| <b>Power consumption</b> | <b>Supply voltage</b> | <b>Supply current</b> |
| 12W/m (3.66W/ft)         | 24V DC                | 0.5A/m (0.15A/ft)     |

### Performance Data (3000K)

|               |    |    |    |    |    |    |    |    |    |     |     |     |     |     |
|---------------|----|----|----|----|----|----|----|----|----|-----|-----|-----|-----|-----|
|               | R1 | R2 | R3 | R4 | R5 | R6 | R7 | R8 | R9 | R10 | R11 | R12 | R13 | R14 |
| <b>s-line</b> | 91 | 95 | 97 | 90 | 90 | 94 | 91 | 80 | 58 | 88  | 91  | 80  | 92  | 97  |
| <b>k-line</b> | 91 | 95 | 97 | 90 | 90 | 94 | 91 | 80 | 58 | 88  | 91  | 80  | 92  | 97  |

|               | <b>Diffused Cover</b>       | <b>CRI</b> | <b>R9</b> | <b>Rf</b> | <b>Rg</b> |
|---------------|-----------------------------|------------|-----------|-----------|-----------|
| <b>s-line</b> | 280lm/m (85lm/ft)<br>23lm/W | 90         | 58        | -         | -         |
| <b>k-line</b> | 240lm/m (73lm/ft)<br>20lm/W | 90         | 58        | -         | -         |



Data derived from independent UKAS / IESNA LM-79-08 accredited testing of production samples.

Flexible

# KURV Groove

## Code Table

# KKDC

### FIXTURE

| Model                                     | Cover <sup>1</sup> | Grade <sup>2</sup> | LED | Colour (CCT) | Length Availability <sup>3</sup> | IP | Cable Length                    | Power Feed <sup>4</sup> | End Cap <sup>5</sup> | Input            |                    |                           |                           |         |    |        |   |                                     |                  |    |
|---|--------------------|--------------------|-----|--------------|----------------------------------|----|---------------------------------|-------------------------|----------------------|------------------|--------------------|---------------------------|---------------------------|---------|----|--------|---|-------------------------------------|------------------|----|
| KURV Groove                               | GE                 | Diffused           | C   | 950          | 2300K                            | m  | 53-5003mm<br>50mm increments    | IP67                    | 67                   | 50mm<br>(1.97in) | 0050               | Single ø4.3mm sheath tail | S00A                      | End cap | FE | DC 24V | g |                                     |                  |    |
|   |                    |                    |     |              | 2700K                            |    |                                 |                         |                      |                  |                    | 27                        |                           |         |    |        |   |                                     |                  |    |
|   |                    |                    |     |              | 3000K                            | i  | 2.09-197in<br>1.97in increments |                         |                      |                  | 300mm<br>(11.81in) | 0300                      | Double ø4.3mm sheath tail |         |    |        |   | D00A                                | Seamless end cap | SE |
|   |                    |                    |     |              | 3200K                            |    |                                 |                         |                      |                  |                    |                           | 32                        |         |    |        |   | Single ø4.3mm sheath IP67 connector | S67A             |    |
|   |                    |                    |     |              | 4000K                            |    |                                 |                         |                      |                  |                    |                           | 40                        |         |    |        |   | Double ø4.3mm sheath IP67 connector | D67A             |    |
| (Specify length code OR total run length) |                    |                    |     |              |                                  |    |                                 |                         |                      |                  |                    |                           |                           |         |    |        |   |                                     |                  |    |

<sup>1</sup> Refer to **Cover/Lens options** on **Options** page

<sup>2</sup> Refer to **LED Grading Key** on **Specification sheet** page

<sup>3</sup> Refer to **Length Availability List** or enter total run length instead of length code

<sup>4</sup> Refer to **Power Feed Options** on **Options** pages

<sup>5</sup> Refer to **End cap options** on **Options** pages

### Code Example:

|             |   |          |   |   |   |     |   |       |   |       |   |      |   |              |   |                           |   |                  |   |        |   |   |
|-------------|---|----------|---|---|---|-----|---|-------|---|-------|---|------|---|--------------|---|---------------------------|---|------------------|---|--------|---|---|
| GE          | - | C        | - | s   | - | 950 | - | 30    | - | m     | - | 500  | - | 67           | - | 0300                      | - | D00A             | - | SE     | - | g |
| KURV Groove |   | Diffused |   |  |   | 950 |   | 3000K |   | 500mm |   | IP67 |   | 300mm/11.81" |   | Double ø4.3mm sheath tail |   | Seamless end cap |   | DC 24V |   |   |

### ACCESSORIES

#### Mounting Accessories

 Clip

\* Refer to **Mounting accessories** on **Accessories** pages

#### Connection Accessories

 IP67 2 PIN male & female 300mm/11.81" pair

 IP67 2 PIN male & female 1000mm/39.37" pair

 IP67 2 PIN male & female 3000mm/118.11" pair

\* Refer to **Power feed** on **Accessories** pages

#### PSU/Driver

0-10V/1-10V/DALI/DMX

\* Refer to **Driver/PSU Options** page for details or provide requirement and KKDC to offer the suitable option

#### End cap Accessories

 End cap

 Seamless end cap

\* Refer to **End cap Accessories** on **Accessories** pages

Flexible

# KURV Groove

## Length Availability List



| Length Code |              | Fixture Length <sup>1</sup> |              | LED Strip <sup>2</sup> |              | End Cap Dimension |              | Wattage (W) | Output (lm)          |
|-------------|--------------|-----------------------------|--------------|------------------------|--------------|-------------------|--------------|-------------|----------------------|
| Metric      | Imperial(US) | Metric                      | Imperial(US) | Metric                 | Imperial(US) | Metric            | Imperial(US) |             | 3000K<br>(Test Data) |
| m0053       | i0002        | 53mm                        | 2.09in       | 50mm                   | 1.97in       | 3mm               | 0.12in       | 0.60        | 12                   |
| m0103       | i0004        | 103mm                       | 4.06in       | 100mm                  | 3.94in       | 3mm               | 0.12in       | 1.20        | 24                   |
| m0153       | i0006        | 153mm                       | 6.02in       | 150mm                  | 5.91in       | 3mm               | 0.12in       | 1.80        | 36                   |
| m0203       | i0008        | 203mm                       | 7.99in       | 200mm                  | 7.87in       | 3mm               | 0.12in       | 2.40        | 48                   |
| m0253       | i0010        | 253mm                       | 9.96in       | 250mm                  | 9.84in       | 3mm               | 0.12in       | 3.00        | 60                   |
| m0303       | i0012        | 303mm                       | 11.93in      | 300mm                  | 11.81in      | 3mm               | 0.12in       | 3.60        | 72                   |
| m0353       | i0014        | 353mm                       | 13.90in      | 350mm                  | 13.78in      | 3mm               | 0.12in       | 4.20        | 84                   |
| m0403       | i0016        | 403mm                       | 15.87in      | 400mm                  | 15.75in      | 3mm               | 0.12in       | 4.80        | 96                   |
| m0453       | i0018        | 453mm                       | 17.83in      | 450mm                  | 17.72in      | 3mm               | 0.12in       | 5.40        | 108                  |
| m0503       | i0020        | 503mm                       | 19.80in      | 500mm                  | 19.69in      | 3mm               | 0.12in       | 6.00        | 120                  |
| m0553       | i0022        | 553mm                       | 21.77in      | 550mm                  | 21.65in      | 3mm               | 0.12in       | 6.60        | 132                  |
| m0603       | i0024        | 603mm                       | 23.74in      | 600mm                  | 23.62in      | 3mm               | 0.12in       | 7.20        | 144                  |
| m0653       | i0026        | 653mm                       | 25.71in      | 650mm                  | 25.59in      | 3mm               | 0.12in       | 7.80        | 156                  |
| m0703       | i0028        | 703mm                       | 27.68in      | 700mm                  | 27.56in      | 3mm               | 0.12in       | 8.40        | 168                  |
| m0753       | i0030        | 753mm                       | 29.65in      | 750mm                  | 29.53in      | 3mm               | 0.12in       | 9.00        | 180                  |
| m0803       | i0032        | 803mm                       | 31.61in      | 800mm                  | 31.50in      | 3mm               | 0.12in       | 9.60        | 192                  |
| m0853       | i0034        | 853mm                       | 33.58in      | 850mm                  | 33.46in      | 3mm               | 0.12in       | 10.20       | 204                  |
| m0903       | i0036        | 903mm                       | 35.55in      | 900mm                  | 35.43in      | 3mm               | 0.12in       | 10.80       | 216                  |
| m0953       | i0038        | 953mm                       | 37.52in      | 950mm                  | 37.40in      | 3mm               | 0.12in       | 11.40       | 228                  |
| m1003       | i0039        | 1003mm                      | 39.49in      | 1000mm                 | 39.37in      | 3mm               | 0.12in       | 12.00       | 240                  |
| m1053       | i0041        | 1053mm                      | 41.46in      | 1050mm                 | 41.34in      | 3mm               | 0.12in       | 12.60       | 252                  |
| m1103       | i0043        | 1103mm                      | 43.43in      | 1100mm                 | 43.31in      | 3mm               | 0.12in       | 13.20       | 264                  |
| m1153       | i0045        | 1153mm                      | 45.39in      | 1150mm                 | 45.28in      | 3mm               | 0.12in       | 13.80       | 276                  |
| m1203       | i0047        | 1203mm                      | 47.36in      | 1200mm                 | 47.24in      | 3mm               | 0.12in       | 14.40       | 288                  |
| m1253       | i0049        | 1253mm                      | 49.33in      | 1250mm                 | 49.21in      | 3mm               | 0.12in       | 15.00       | 300                  |
| m1303       | i0051        | 1303mm                      | 51.30in      | 1300mm                 | 51.18in      | 3mm               | 0.12in       | 15.60       | 312                  |
| m1353       | i0053        | 1353mm                      | 53.27in      | 1350mm                 | 53.15in      | 3mm               | 0.12in       | 16.20       | 324                  |
| m1403       | i0055        | 1403mm                      | 55.24in      | 1400mm                 | 55.12in      | 3mm               | 0.12in       | 16.80       | 336                  |
| m1453       | i0057        | 1453mm                      | 57.20in      | 1450mm                 | 57.09in      | 3mm               | 0.12in       | 17.40       | 348                  |
| m1503       | i0059        | 1503mm                      | 59.17in      | 1500mm                 | 59.06in      | 3mm               | 0.12in       | 18.00       | 360                  |
| m1553       | i0061        | 1553mm                      | 61.14in      | 1550mm                 | 61.02in      | 3mm               | 0.12in       | 18.60       | 372                  |
| m1603       | i0063        | 1603mm                      | 63.11in      | 1600mm                 | 62.99in      | 3mm               | 0.12in       | 19.20       | 384                  |
| m1653       | i0065        | 1653mm                      | 65.08in      | 1650mm                 | 64.96in      | 3mm               | 0.12in       | 19.80       | 396                  |
| m1703       | i0067        | 1703mm                      | 67.05in      | 1700mm                 | 66.93in      | 3mm               | 0.12in       | 20.40       | 408                  |
| m1753       | i0069        | 1753mm                      | 69.02in      | 1750mm                 | 68.90in      | 3mm               | 0.12in       | 21.00       | 420                  |
| m1803       | i0071        | 1803mm                      | 70.98in      | 1800mm                 | 70.87in      | 3mm               | 0.12in       | 21.60       | 432                  |
| m1853       | i0073        | 1853mm                      | 72.95in      | 1850mm                 | 72.83in      | 3mm               | 0.12in       | 22.20       | 444                  |
| m1903       | i0075        | 1903mm                      | 74.92in      | 1900mm                 | 74.80in      | 3mm               | 0.12in       | 22.80       | 456                  |
| m1953       | i0077        | 1953mm                      | 76.89in      | 1950mm                 | 76.77in      | 3mm               | 0.12in       | 23.40       | 468                  |
| m2003       | i0079        | 2003mm                      | 78.86in      | 2000mm                 | 78.74in      | 3mm               | 0.12in       | 24.00       | 480                  |
| m2053       | i0081        | 2053mm                      | 80.83in      | 2050mm                 | 80.71in      | 3mm               | 0.12in       | 24.60       | 492                  |
| m2103       | i0083        | 2103mm                      | 82.80in      | 2100mm                 | 82.68in      | 3mm               | 0.12in       | 25.20       | 504                  |
| m2153       | i0085        | 2153mm                      | 84.76in      | 2150mm                 | 84.65in      | 3mm               | 0.12in       | 25.80       | 516                  |

Flexible

# KURV Groove

## Length Availability List



| Length Code |              | Fixture Length <sup>1</sup> |              | LED Strip <sup>2</sup> |              | End Cap Dimension |              | Wattage (W) | Output (lm)          |
|-------------|--------------|-----------------------------|--------------|------------------------|--------------|-------------------|--------------|-------------|----------------------|
| Metric      | Imperial(US) | Metric                      | Imperial(US) | Metric                 | Imperial(US) | Metric            | Imperial(US) |             | 3000K<br>(Test Data) |
| m2203       | i0087        | 2203mm                      | 86.73in      | 2200mm                 | 86.61in      | 3mm               | 0.12in       | 26.40       | 528                  |
| m2253       | i0089        | 2253mm                      | 88.70in      | 2250mm                 | 88.58in      | 3mm               | 0.12in       | 27.00       | 540                  |
| m2303       | i0091        | 2303mm                      | 90.67in      | 2300mm                 | 90.55in      | 3mm               | 0.12in       | 27.60       | 552                  |
| m2353       | i0093        | 2353mm                      | 92.64in      | 2350mm                 | 92.52in      | 3mm               | 0.12in       | 28.20       | 564                  |
| m2403       | i0095        | 2403mm                      | 94.61in      | 2400mm                 | 94.49in      | 3mm               | 0.12in       | 28.80       | 576                  |
| m2453       | i0097        | 2453mm                      | 96.57in      | 2450mm                 | 96.46in      | 3mm               | 0.12in       | 29.40       | 588                  |
| m2503       | i0099        | 2503mm                      | 98.54in      | 2500mm                 | 98.43in      | 3mm               | 0.12in       | 30.00       | 600                  |
| m2553       | i0101        | 2553mm                      | 100.51in     | 2550mm                 | 100.39in     | 3mm               | 0.12in       | 30.60       | 612                  |
| m2603       | i0102        | 2603mm                      | 102.48in     | 2600mm                 | 102.36in     | 3mm               | 0.12in       | 31.20       | 624                  |
| m2653       | i0104        | 2653mm                      | 104.45in     | 2650mm                 | 104.33in     | 3mm               | 0.12in       | 31.80       | 636                  |
| m2703       | i0106        | 2703mm                      | 106.42in     | 2700mm                 | 106.30in     | 3mm               | 0.12in       | 32.40       | 648                  |
| m2753       | i0108        | 2753mm                      | 108.39in     | 2750mm                 | 108.27in     | 3mm               | 0.12in       | 33.00       | 660                  |
| m2803       | i0110        | 2803mm                      | 110.35in     | 2800mm                 | 110.24in     | 3mm               | 0.12in       | 33.60       | 672                  |
| m2853       | i0112        | 2853mm                      | 112.32in     | 2850mm                 | 112.20in     | 3mm               | 0.12in       | 34.20       | 684                  |
| m2903       | i0114        | 2903mm                      | 114.29in     | 2900mm                 | 114.17in     | 3mm               | 0.12in       | 34.80       | 696                  |
| m2953       | i0116        | 2953mm                      | 116.26in     | 2950mm                 | 116.14in     | 3mm               | 0.12in       | 35.40       | 708                  |
| m3003       | i0118        | 3003mm                      | 118.23in     | 3000mm                 | 118.11in     | 3mm               | 0.12in       | 36.00       | 720                  |
| m3053       | i0120        | 3053mm                      | 120.20in     | 3050mm                 | 120.08in     | 3mm               | 0.12in       | 36.60       | 732                  |
| m3103       | i0122        | 3103mm                      | 122.17in     | 3100mm                 | 122.05in     | 3mm               | 0.12in       | 37.20       | 744                  |
| m3153       | i0124        | 3153mm                      | 124.13in     | 3150mm                 | 124.02in     | 3mm               | 0.12in       | 37.80       | 756                  |
| m3203       | i0126        | 3203mm                      | 126.10in     | 3200mm                 | 125.98in     | 3mm               | 0.12in       | 38.40       | 768                  |
| m3253       | i0128        | 3253mm                      | 128.07in     | 3250mm                 | 127.95in     | 3mm               | 0.12in       | 39.00       | 780                  |
| m3303       | i0130        | 3303mm                      | 130.04in     | 3300mm                 | 129.92in     | 3mm               | 0.12in       | 39.60       | 792                  |
| m3353       | i0132        | 3353mm                      | 132.01in     | 3350mm                 | 131.89in     | 3mm               | 0.12in       | 40.20       | 804                  |
| m3403       | i0134        | 3403mm                      | 133.98in     | 3400mm                 | 133.86in     | 3mm               | 0.12in       | 40.80       | 816                  |
| m3453       | i0136        | 3453mm                      | 135.94in     | 3450mm                 | 135.83in     | 3mm               | 0.12in       | 41.40       | 828                  |
| m3503       | i0138        | 3503mm                      | 137.91in     | 3500mm                 | 137.80in     | 3mm               | 0.12in       | 42.00       | 840                  |
| m3553       | i0140        | 3553mm                      | 139.88in     | 3550mm                 | 139.76in     | 3mm               | 0.12in       | 42.60       | 852                  |
| m3603       | i0142        | 3603mm                      | 141.85in     | 3600mm                 | 141.73in     | 3mm               | 0.12in       | 43.20       | 864                  |
| m3653       | i0144        | 3653mm                      | 143.82in     | 3650mm                 | 143.70in     | 3mm               | 0.12in       | 43.80       | 876                  |
| m3703       | i0146        | 3703mm                      | 145.79in     | 3700mm                 | 145.67in     | 3mm               | 0.12in       | 44.40       | 888                  |
| m3753       | i0148        | 3753mm                      | 147.76in     | 3750mm                 | 147.64in     | 3mm               | 0.12in       | 45.00       | 900                  |
| m3803       | i0150        | 3803mm                      | 149.72in     | 3800mm                 | 149.61in     | 3mm               | 0.12in       | 45.60       | 912                  |
| m3853       | i0152        | 3853mm                      | 151.69in     | 3850mm                 | 151.57in     | 3mm               | 0.12in       | 46.20       | 924                  |
| m3903       | i0154        | 3903mm                      | 153.66in     | 3900mm                 | 153.54in     | 3mm               | 0.12in       | 46.80       | 936                  |
| m3953       | i0156        | 3953mm                      | 155.63in     | 3950mm                 | 155.51in     | 3mm               | 0.12in       | 47.40       | 948                  |
| m4003       | i0158        | 4003mm                      | 157.60in     | 4000mm                 | 157.48in     | 3mm               | 0.12in       | 48.00       | 960                  |
| m4053       | i0160        | 4053mm                      | 159.57in     | 4050mm                 | 159.45in     | 3mm               | 0.12in       | 48.60       | 972                  |
| m4103       | i0162        | 4103mm                      | 161.54in     | 4100mm                 | 161.42in     | 3mm               | 0.12in       | 49.20       | 984                  |
| m4153       | i0164        | 4153mm                      | 163.50in     | 4150mm                 | 163.39in     | 3mm               | 0.12in       | 49.80       | 996                  |
| m4203       | i0165        | 4203mm                      | 165.47in     | 4200mm                 | 165.35in     | 3mm               | 0.12in       | 50.40       | 1008                 |
| m4253       | i0167        | 4253mm                      | 167.44in     | 4250mm                 | 167.32in     | 3mm               | 0.12in       | 51.00       | 1020                 |
| m4303       | i0169        | 4303mm                      | 169.41in     | 4300mm                 | 169.29in     | 3mm               | 0.12in       | 51.60       | 1032                 |

Flexible

# KURV Groove Length Availability List

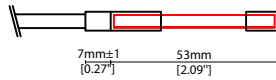


| Length Code |              | Fixture Length <sup>1</sup> |              | LED Strip <sup>2</sup> |              | End Cap Dimension |              | Wattage (W) | Output (lm)          |
|-------------|--------------|-----------------------------|--------------|------------------------|--------------|-------------------|--------------|-------------|----------------------|
| Metric      | Imperial(US) | Metric                      | Imperial(US) | Metric                 | Imperial(US) | Metric            | Imperial(US) |             | 3000K<br>(Test Data) |
| m4353       | i0171        | 4353mm                      | 171.38in     | 4350mm                 | 171.26in     | 3mm               | 0.12in       | 52.20       | 1044                 |
| m4403       | i0173        | 4403mm                      | 173.35in     | 4400mm                 | 173.23in     | 3mm               | 0.12in       | 52.80       | 1056                 |
| m4453       | i0175        | 4453mm                      | 175.31in     | 4450mm                 | 175.20in     | 3mm               | 0.12in       | 53.40       | 1068                 |
| m4503       | i0177        | 4503mm                      | 177.28in     | 4500mm                 | 177.17in     | 3mm               | 0.12in       | 54.00       | 1080                 |
| m4553       | i0179        | 4553mm                      | 179.25in     | 4550mm                 | 179.13in     | 3mm               | 0.12in       | 54.60       | 1092                 |
| m4603       | i0181        | 4603mm                      | 181.22in     | 4600mm                 | 181.10in     | 3mm               | 0.12in       | 55.20       | 1104                 |
| m4653       | i0183        | 4653mm                      | 183.19in     | 4650mm                 | 183.07in     | 3mm               | 0.12in       | 55.80       | 1116                 |
| m4703       | i0185        | 4703mm                      | 185.16in     | 4700mm                 | 185.04in     | 3mm               | 0.12in       | 56.40       | 1128                 |
| m4753       | i0187        | 4753mm                      | 187.13in     | 4750mm                 | 187.01in     | 3mm               | 0.12in       | 57.00       | 1140                 |
| m4803       | i0189        | 4803mm                      | 189.09in     | 4800mm                 | 188.98in     | 3mm               | 0.12in       | 57.60       | 1152                 |
| m4853       | i0191        | 4853mm                      | 191.06in     | 4850mm                 | 190.94in     | 3mm               | 0.12in       | 58.20       | 1164                 |
| m4903       | i0193        | 4903mm                      | 193.03in     | 4900mm                 | 192.91in     | 3mm               | 0.12in       | 58.80       | 1176                 |
| m4953       | i0195        | 4953mm                      | 195.00in     | 4950mm                 | 194.88in     | 3mm               | 0.12in       | 59.40       | 1188                 |
| m5003       | i0197        | 5003mm                      | 196.97in     | 5000mm                 | 196.85in     | 3mm               | 0.12in       | 60.00       | 1200                 |

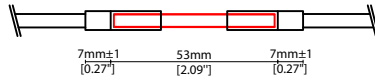
<sup>1</sup> Actual total overall length of light fixture (LED strip + end caps + void/wire hole)

<sup>2</sup> Actual length of PCB strip

<sup>3</sup> Actual length varies by 'end cap' option



single wire



double wire

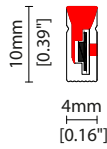


# KURV Groove Options



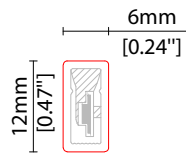

## COVER/LENS OPTIONS

\* Options are an integral part of the fixture ordering codes. Please refer to **Code Table** pages.

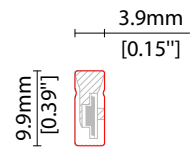



**C** Diffused cover  
W4/H10mm (W0.16/H0.39")

## END CAP OPTIONS



**FE** KURV Groove End cap  
Standard sealed end cap method  
suitable for surface mounting.  
Increases product length by 3mm

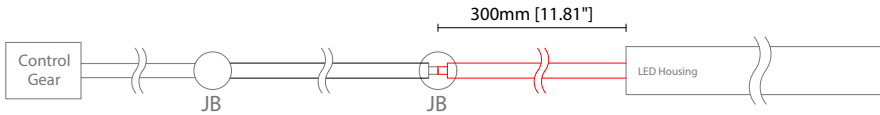


**SE** KURV Groove  
Seamless end cap  
End cap sticker required for flush  
recessing and homogenous  
end to end lighting. Increases  
product length by 0.2mm

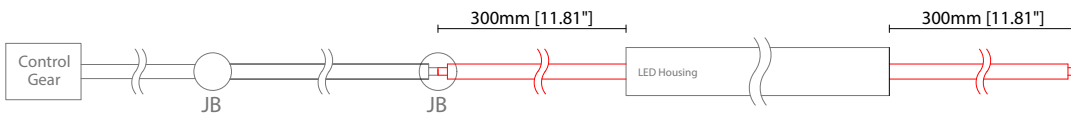
### POWER FEED OPTIONS

\* Options are an integral part of the fixture ordering codes. Please refer to **Code Table** pages.

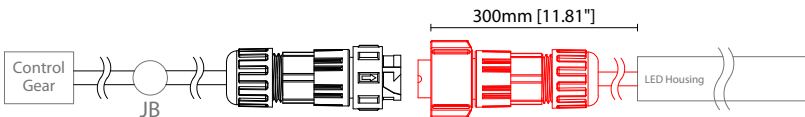
#### 0300 S00A 300mm (11.81") Single $\varnothing$ 4.3mm sheath tail



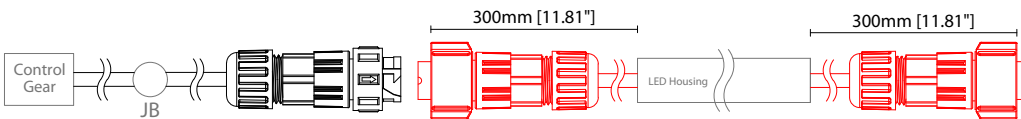
#### 0300 D00A 300mm (11.81") Double $\varnothing$ 4.3mm sheath tail



#### 0300 S67A 300mm (11.81") Single $\varnothing$ 4.3mm sheath IP67 connector

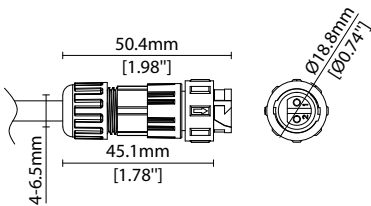


#### 0300 D67A 300mm (11.81") Double $\varnothing$ 4.3mm sheath IP67 connector

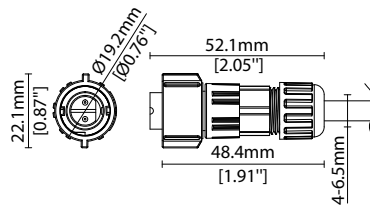


### IP67 2 Pin Connector

Female connector  
2 PIN (IP67)



Male connector  
2 PIN (IP67)



### Key

Control Gear Power supply, sub-controllers & control systems

JB Junction box / cable connection



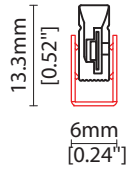
Flexible

# KURV Groove Accessories

# KKDÖ

## MOUNTING ACCESSORIES

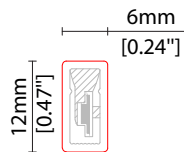
Note: Accessories are to be ordered separately with corresponding code shown below.



### KKCP-20

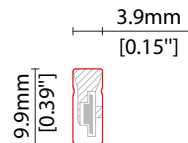

KURV Groove clip  
(allow 6 per metre/40in)  
S/Steel finish  
L21/W6/H13.3mm  
(L0.83/W0.24/H0.52")

## END CAP ACCESSORIES



### GEEC-01

KURV Groove end cap  
Standard silicone end cap for  
sealing cut end, suitable when  
surface mounting (Refer to  
installation guide).  
W6.0/H12mm (W0.24/H0.47")  
Increases product length by 3mm



### GEEC-02

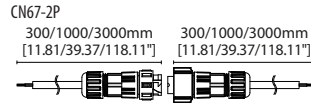
KURV Groove Seamless end cap  
Self-adhesive end cap sticker for  
sealing cut end. Suitable when  
flush recessing / for homogenous  
end to end lighting (Refer to  
installation guide).  
W3.9/H9.9mm (W0.15/H0.39")  
Increases product length by  
0.2mm

Flexible

# KURV Groove Accessories

# KKDC

## POWER FEED



- CN67-2P-0300 300mm (11.81in) pair
- CN67-2P-1000 1000mm (39.37in) pair
- CN67-2P-3000 3000mm (118.11in) pair

IP67

2 PIN male + female connector set

## EXTERIOR JUNCTION BOXES



KKJB-07

IP67 Slim J-Box  
(including type A,B,C,D bushings)



KKJB-07R

Potting resin for IP67 Slim J-Box

## KKDC CONTROL



IP20  
Plastic housing  
L170/W59/H29mm  
(L6.69/W2.32/H1.14in)

KKDM-06 1-10V

visDIM dimmable sub-controller  
(4 x 8A max @ 12-36V)



IP20  
Plastic housing  
L170/W53.4/H28mm  
(L6.69/W2.10/H1.10in)

KKSC-05 DMX

visDIM dimmable sub-controller  
(4 x 5A max @ 12-36V)



# KURV Groove Accessories



## KKDC CONTROL (CONTINUED)

---



IP20  
Plastic housing  
L170/W59/H29mm  
(L6.69/W2.32/H1.14in)

**KKDL-02** DALI

visDIM dimmable sub-controller  
(4 x 8A max @ 12-36V)



IP20  
Plastic housing  
L166/W53.4/H23mm  
(L6.54/W2.10/H0.91in)

**KKDL-03** DALI

visDIM dimmable sub-controller  
(4 x 5A max @ 12-36V)

### AVAILABLE PSU OPTIONS

| Control Mode  | PSU (Order Code) | Input Voltage AC | Output Voltage DC | Rated Output Current | Rated Power | Dim %             | IP Rating |
|---------------|------------------|------------------|-------------------|----------------------|-------------|-------------------|-----------|
| Switched      | CEN-60-24        | 90-295V          | 24V               | 2.5A                 | 60W         | -                 | IP67      |
|               | HLG-60H-24       | 90-305V          | 24V               | 2.5A                 | 60W         | -                 | IP67      |
|               | HLG-100H-24      | 90-305V          | 24V               | 4.0A                 | 100W        | -                 | IP67      |
|               | HLG-150H-24      | 90-305V          | 24V               | 6.3A                 | 150W        | -                 | IP67      |
|               | HLG-240H-24      | 90-305V          | 24V               | 10A                  | 240W        | -                 | IP67      |
| 0-10V (1-10V) | PWM-40-24        | 90-305V          | 24V               | 1.67A                | 40W         | 100-0.15 (100-10) | IP67      |
|               | PWM-60-24        | 90-305V          | 24V               | 2.5A                 | 60W         | 100-0.15 (100-10) | IP67      |
|               | PWM-90-24        | 90-305V          | 24V               | 3.67A                | 90W         | 100-0.15 (100-10) | IP67      |
|               | PWM-120-24       | 90-305V          | 24V               | 5.0A                 | 120W        | 100-0.15 (100-10) | IP67      |
| DALI          | LIN100A1         | 120-277V         | 24V               | 1A per channel       | 100W        | 100-0.1           | IP66/IP40 |
| DMX RGB       | LIN100A1         | 120-277V         | 24V               | 1.33A per channel    | 100W        | 100-0.1           | IP66/IP40 |
| DMX RGBW      | LIN100A1         | 120-277A         | 24V               | 1A per channel       | 100W        | 100-0.1           | IP66/IP40 |

### Flicker Free Options - Combination of PSU+ sub-controller

| Control Mode   | PSU (Order Code) | Sub-controller (Order Code) | Input Voltage AC | Output Voltage DC | Rated Output Current | Rated Power | Dim %   | IP Rating PSU/ Sub-controller |
|----------------|------------------|-----------------------------|------------------|-------------------|----------------------|-------------|---------|-------------------------------|
| 0-10V or 1-10V | CEN-60-24        | KKDM-06                     | 90-295V          | 24V               | 2.5A                 | 60W         | 100-0.9 | IP67/IP20                     |
|                | HLG-60H-24       | KKDM-06                     | 90-295V          | 24V               | 2.5A                 | 60W         | 100-0.9 | IP67/IP20                     |
|                | HLG-100H-24      | KKDM-06                     | 90-295V          | 24V               | 4.0A                 | 100W        | 100-0.9 | IP67/IP20                     |
|                | HLG-150H-24      | KKDM-06                     | 90-295V          | 24V               | 6.3A                 | 150W        | 100-0.9 | IP67/IP20                     |
|                | HLG-240H-24      | KKDM-06                     | 90-295V          | 24V               | 10.0A                | 240W        | 100-0.9 | IP67/IP20                     |
| DALI           | CEN-60-24        | KKDL-02/03                  | 90-295V          | 24V               | 2.5A                 | 60W         | 100-0.1 | IP67/IP20                     |
|                | HLG-60H-24       | KKDL-02/03                  | 90-305V          | 24V               | 2.5A                 | 60W         | 100-0.1 | IP67/IP20                     |
|                | HLG-100H-24      | KKDL-02/03                  | 90-305V          | 24V               | 4.0A                 | 100W        | 100-0.1 | IP67/IP20                     |
|                | HLG-150H-24      | KKDL-02/03                  | 90-305V          | 24V               | 6.3A                 | 150W        | 100-0.1 | IP67/IP20                     |
|                | HLG-240H-24      | KKDL-02/03                  | 90-305V          | 24V               | 10.0A                | 240W        | 100-0.1 | IP67/IP20                     |
| DMX RGB        | CEN-60-24        | KKSC-05                     | 90-295V          | 24V               | 2.5A                 | 60W         | 100-0.9 | IP67/IP20                     |
|                | HLG-60H-24       | KKSC-05                     | 90-305V          | 24V               | 2.5A                 | 60W         | 100-0.9 | IP67/IP20                     |
|                | HLG-100H-24      | KKSC-05                     | 90-305V          | 24V               | 4A                   | 100W        | 100-0.9 | IP67/IP20                     |
|                | HLG-150H-24      | KKSC-05                     | 90-305V          | 24V               | 6.3A                 | 150W        | 100-0.9 | IP67/IP20                     |
|                | HLG-240H-24      | KKSC-05                     | 90-305V          | 24V               | 10.0A                | 240W        | 100-0.9 | IP67/IP20                     |

<sup>1</sup> The items shown above cover the most frequently used specification but does not exhaust the possible options

<sup>2</sup> PSU and/or driver can be chosen from the table, or KKDC may recommend the best option upon receipt of the controls requirement and installation environment

<sup>3</sup> Electrical shop drawing will include detailed information of PSU and relevant control drivers

<sup>4</sup> Cut sheets are available on the controls section of [www.kkdc.lighting](http://www.kkdc.lighting) or upon request